

TIBodywork

Case study

Signora di 76 anni sofferente da più di 2 mesi di forte lombalgia.

Le seguenti analisi Formetric™ evidenziano la situazione posturale prima e dopo un breve (ca. 10 min) trattamento di Massaggio & Bodywork TIB (MATIB).

I miglioramenti posturali si sono accompagnati a una sensazione di "leggerezza".

Woman, 76 years old, has been suffering from strong low back pain for more than two months.

The following Formetric™ analysis highlights the postural situation before and after a short (approx 10 min) session of Massage & Bodywork TIB (MATIB).

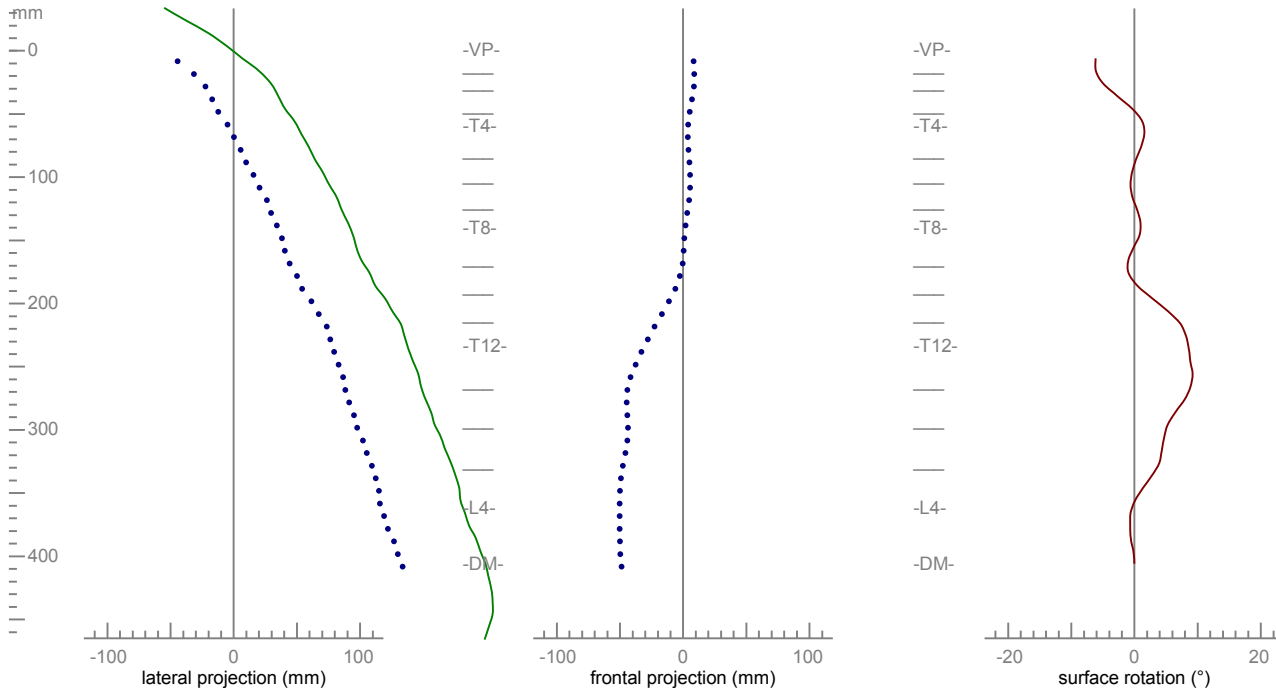
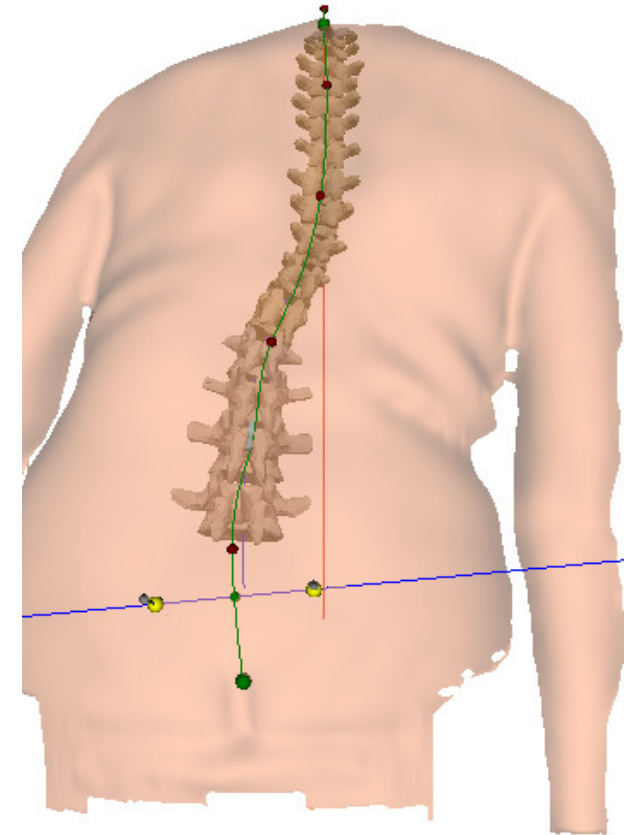
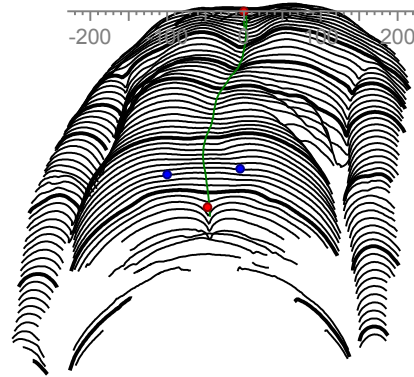
Postural improvements were accompanied by a feeling of "lightness".

Giovanni Chetta

www.giovanichetta.it

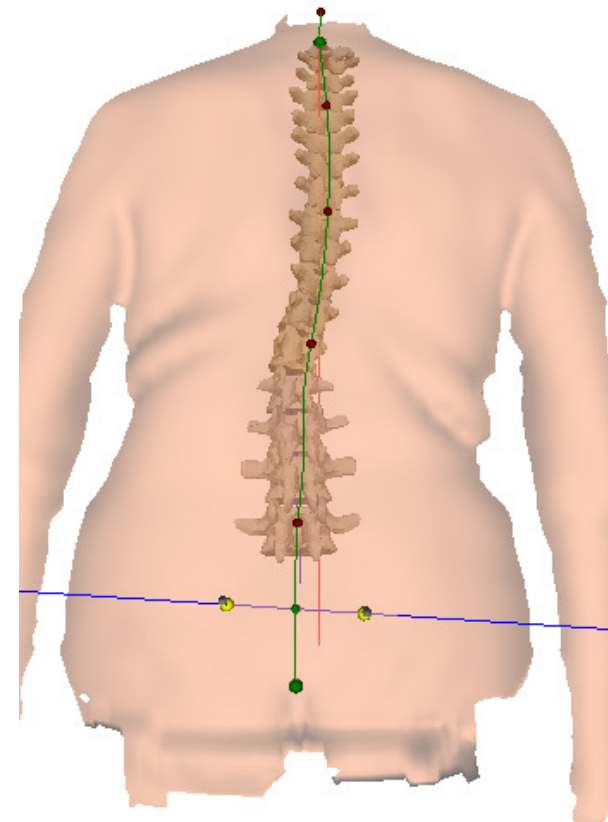
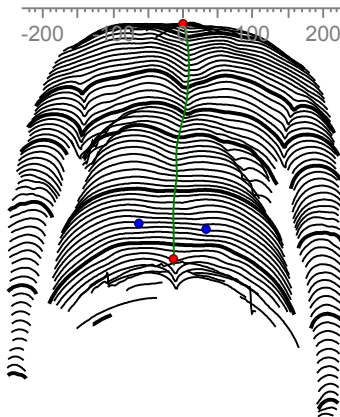
www.tibodywork.info

heel wedge R	-	mm
lateral wedge R	-	mm
foot length L	-	mm
trunk length VP-DM	454	mm
trunk imbalance VP-DM	51	mm R
pelvic tilt DL-DR	9	mm R
pelvic torsion DL-DR	3	° L
pelvis rotation	2	° L
surface rotation (rms)	4	°
surface rotation (+max)	8	° R
surface rotation (-max)	7	° L
trunk torsion	-9	°
lateral deviation VPDM (rms)	9	mm
lateral deviation VPDM (+max)	15	mm R
lateral deviation VPDM (-max)	15	mm L

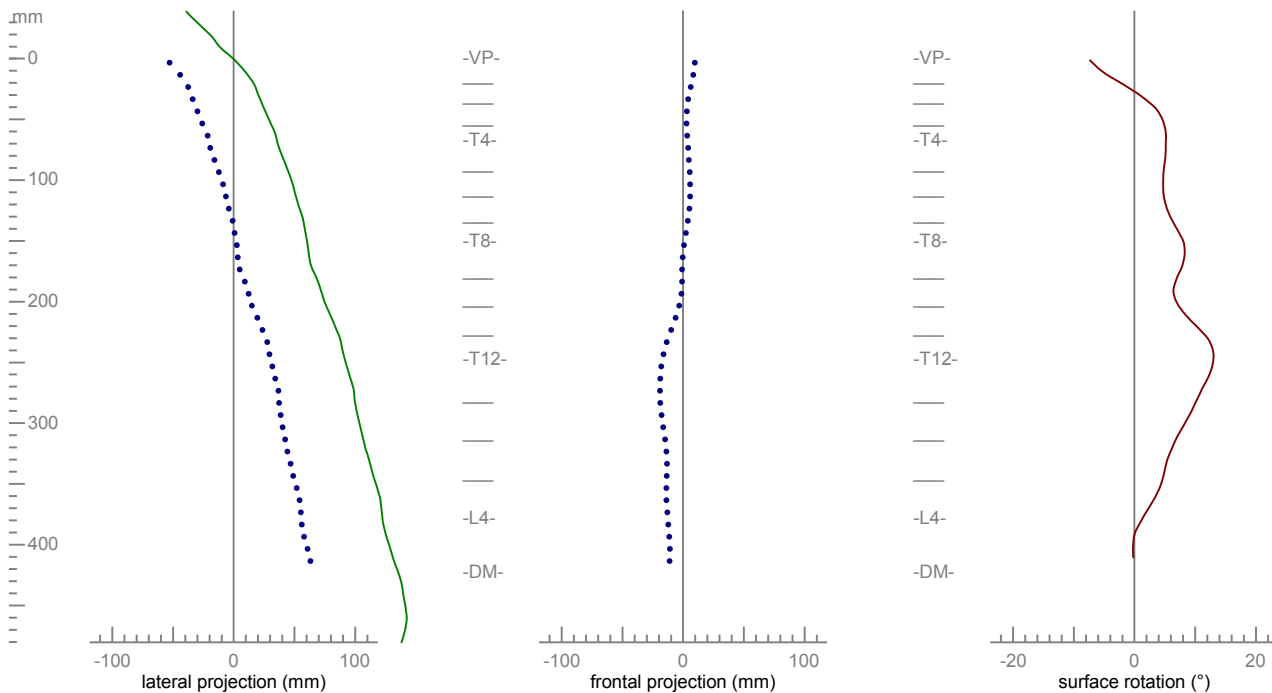


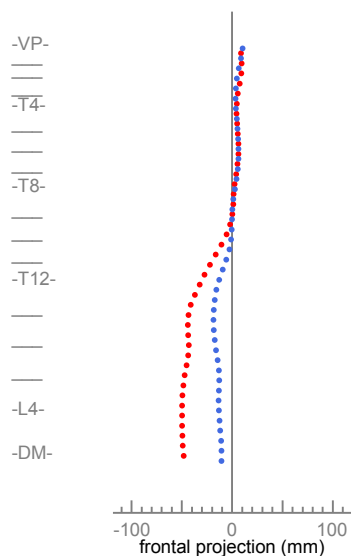
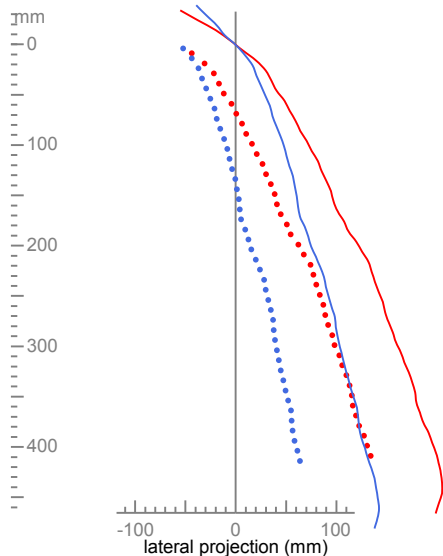
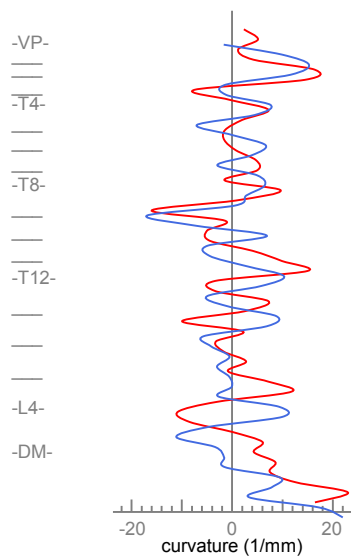
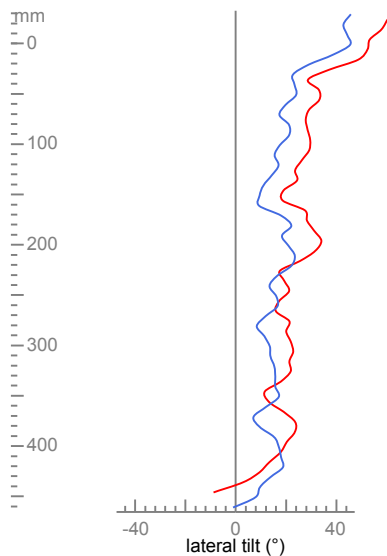
BEFORE

heel wedge R	-	mm
lateral wedge R	-	mm
foot length L	-	mm
trunk length VP-DM	444	mm
trunk imbalance VP-DM	14	mm R
pelvic tilt DL-DR	6	mm L
pelvic torsion DL-DR	3	° L
pelvis rotation	4	° R
surface rotation (rms)	6	°
surface rotation (+max)	12	° R
surface rotation (-max)	9	° L
trunk torsion	-4	°
lateral deviation VPDM (rms)	7	mm
lateral deviation VPDM (+max)	1	mm R
lateral deviation VPDM (-max)	16	mm L

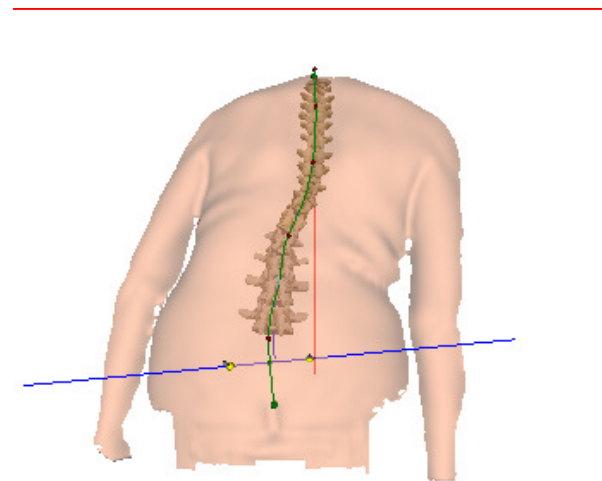


AFTER ca. 10 min of MATIB

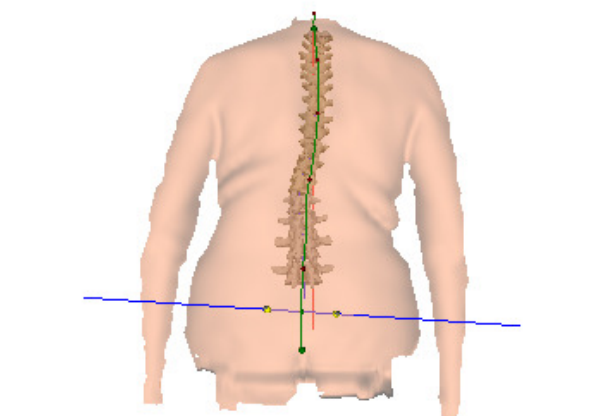




trunk imbalance VP-DM		
51 mm R	Diff: 37,0	14 mm R
pelvic tilt DL-DR		
9 mm R	Diff: 15,0	6 mm L
pelvis rotation		
2° L	Diff: 6,0	4° R
fleche cervicale VP (VPDM)		
155,3 mm	Diff: 42,5	112,8 mm
fleche lombaire (VPDM)		
-32,8 mm	Diff: 9,3	-23,5 mm
kyphotic angle ICT-ITL (max)		
41,2°	Diff: 6,0	35,2°
lordotic angle ITL-ILS (max)		
9,8°	Diff: 0,4	9,4°
surface rotation (rms)		
4,1°	Diff: 1,9	6,0°



BEFORE



AFTER

02/02/2011 17.03.25 FIII_Average3D BEFORE

02/02/2011 17.15.01 FIII_Average3D AFTER ca. 10 min of MATIB