
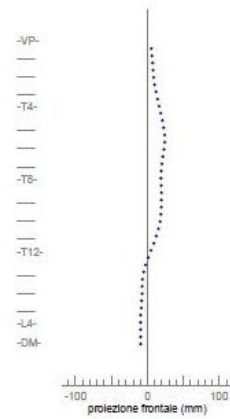
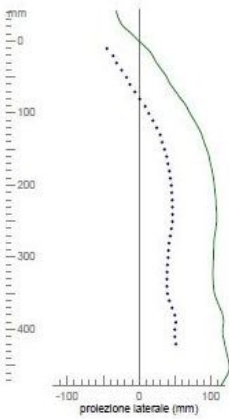
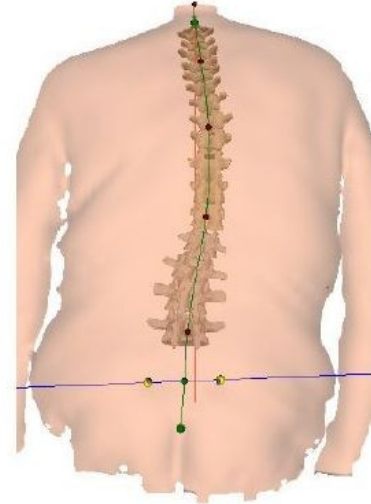
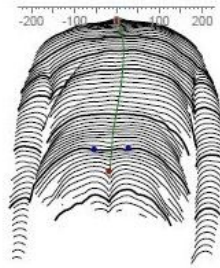

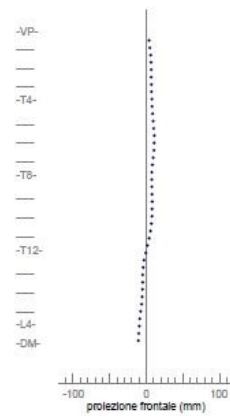
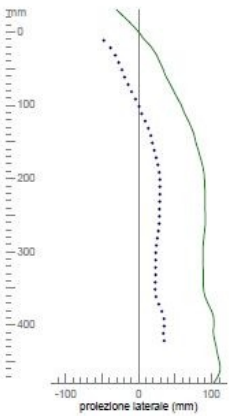
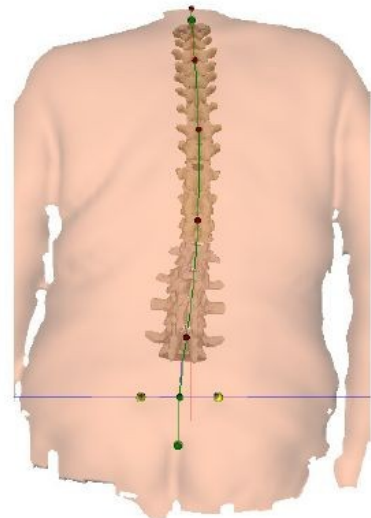
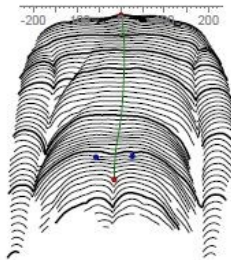


lunghezza tronco VP-DM	435	mm
flessione laterale VP-DM	12	mm R
inclinazione pelvica DL-DR	3	mm R
torsione embacini DL-DR	1	° R
rotazione pelvi	3	° R
rotazione superficiale (rms)	3	°
rotazione superficiale (+max)	6	° R
rotazione superficiale (-max)	7	° L
torsione tronco	6	°
deviazione laterale VPDM (rms)	15	mm
deviazione laterale VPDM (+max)	24	mm R
deviazione laterale VPDM (-max)	1	mm L



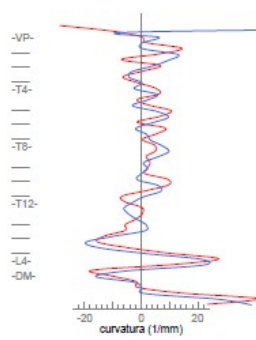
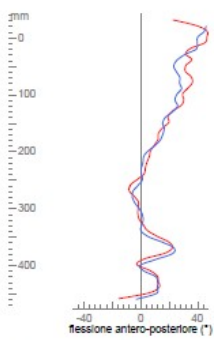
Dott. Giovanni Chetta, Via dei Cacciatori 12, 20043 Arcore (MI), tel. 039 6014575, info@giovannichetta.it, www.giovannichetta.it

lunghezza tronco VP-DM	439	mm
flessione laterale VP-DM	14	mm R
inclinazione pelvica DL-DR	0	mm
torsione embacini DL-DR	1	° R
rotazione pelvi	3	° R
rotazione superficiale (rms)	2	°
rotazione superficiale (+max)	6	° R
rotazione superficiale (-max)	1	° L
torsione tronco	4	°
deviazione laterale VPDM (rms)	8	mm
deviazione laterale VPDM (+max)	13	mm R
deviazione laterale VPDM (-max)	0	mm

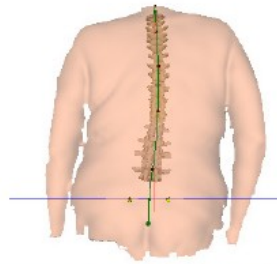
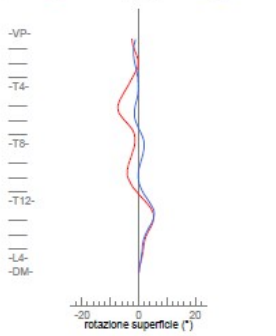
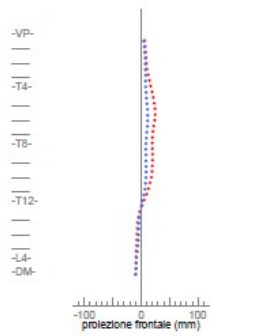
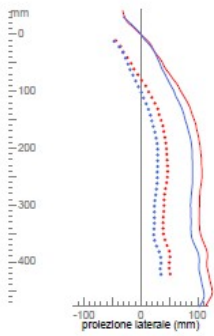
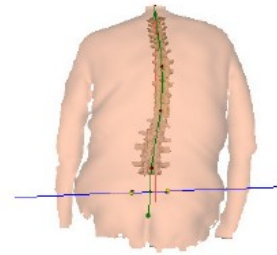


con Plerg

Dott. Giovanni Chetta, Via dei Cacciatori 12, 20043 Arcore (MI), tel. 039 6014575, info@giovannichetta.it, www.giovannichetta.it



flessione laterale VP-DM		
12 mm R	Diff: 2,0	14 mm R
inclinazione pelvica DL-DR		
3 mm R	Diff: 3,0	0,0 mm
torsione emibacini DL-DR		
1° R	Diff: 0,0	1° R
freccia cervicale (Stagnara)		
133,7 mm	Diff: 26,1	107,6 mm
freccia lombare (Stagnara)		
2,7 mm	Diff: 0,3	2,4 mm
angolo cifotico ICT-ITL (max)		
53,8°	Diff: 9,1	44,7°
angolo lordotico ITL-ILS (max)		
27,2°	Diff: 0,9	26,3°
rotazione superficie (rms)		
3,3°	Diff: 1,1	2,2°



22/11/2009 16.10.00 FIII_Average3D -

04/08/2010 10.11.52 FIII_Average3D con Pleg